

*spar-*  
INSTRUMENTS



**GEMINI SL** Total Knee System  
with SPAR-K Instruments



FEMORAL  
ALIGNMENT  
GUIDE

Fast lock / unlock  
mechanism  
with colour code


Self-explaining  
fine tune adjustment



The GEMINI SPAR-K Instruments  
meet the need of today's knee surgeons

The GEMINI SPAR-K Instruments

- are clear and easy to use
- are intuitive and efficient instruments.
- assure precise and reliable bone resections

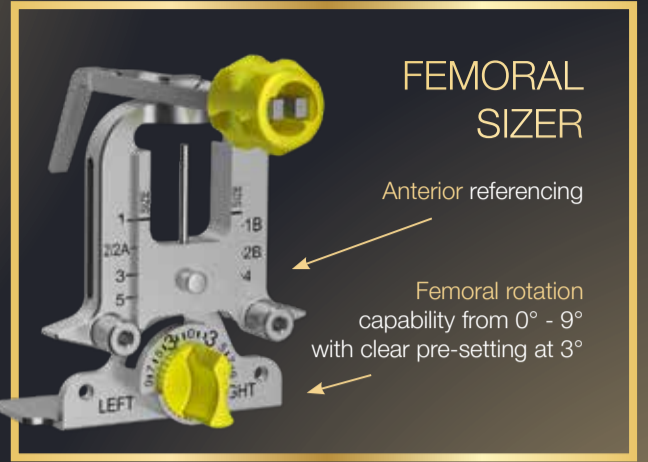


Efficient

Precise

Reliable

spar-  
INSTRUMENTS



FEMORAL  
SIZER

Anterior referencing

Femoral rotation  
capability from 0° - 9°  
with clear pre-setting at 3°


## SPAR-K Instruments for GEMINI SL Total Knee System

*The instruments assure precise and reliable bone resections.*

The GEMINI SPAR-K Instruments are designed to help the surgeon to consistently achieve optimal outcomes. They enable the surgeons to precisely control the implant position and fit for each patient.

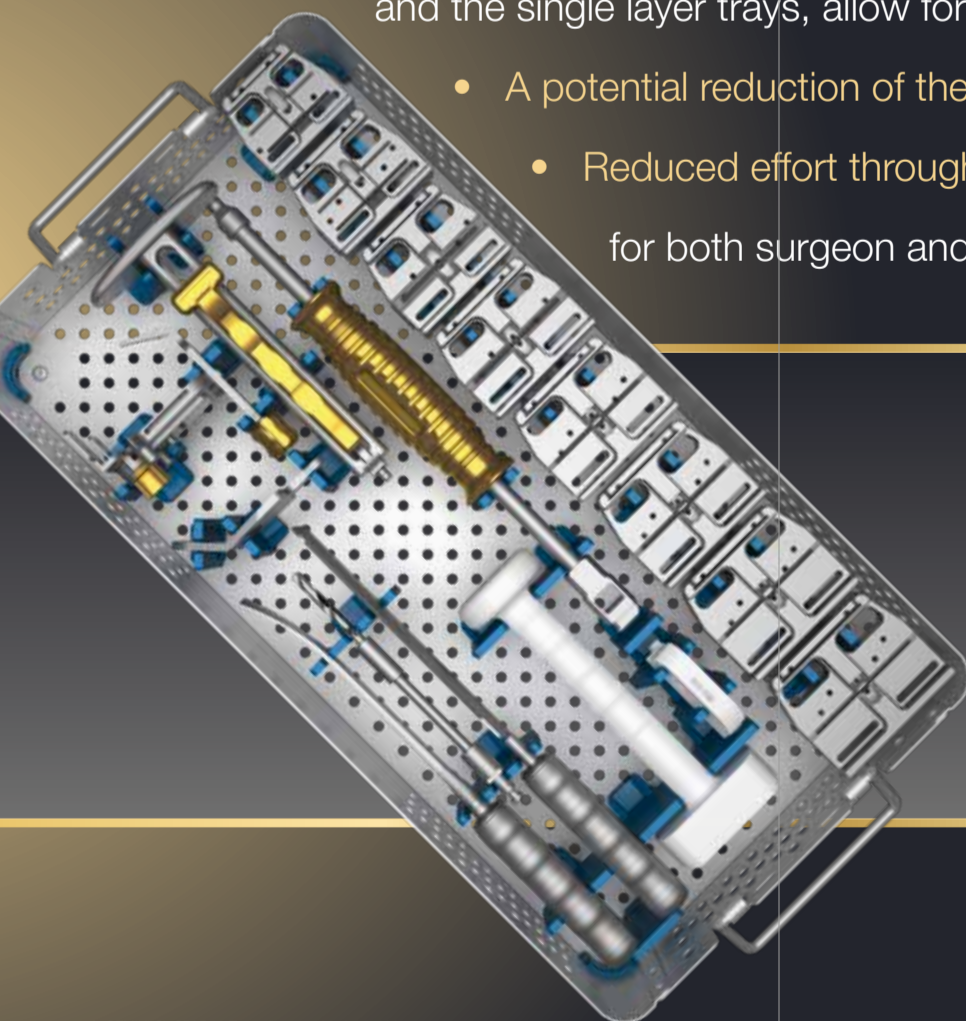
The GEMINI SPAR-K Instruments allow a variety of surgical options such as:

- Femur first
- Tibia first
- Gap balancing



The colour coded actuators, the quick set/release functions and the single layer trays, allow for:

- A potential reduction of the learning curve
- Reduced effort throughout the surgical process for both surgeon and scrub-tech personal



Please feel free to visit our  
SPAR-K Instruments Website





# LINK PorEx

T E C H N O L O G Y

---

TiNbN Surface Modification





Significant reduction of metal ions release <sup>1</sup>

Ceramic-like surface <sup>1</sup>

Outstanding hardness <sup>1</sup>

High wettability for liquid's <sup>2</sup>

Protect the sliding surface from wear and scratches from the instrumentation <sup>2</sup>



1. Internal technical report: Study of the influence of TiNbN-coating on the ion release of CrCrMo-alloys in SBF buffer simulator testing
2. Basically about TiNbN-Coating in the field of knee-implants: Bader et al., Alternative Werkstoffe und Lösungen in der Knieendprothetik für Patienten mit Metallallergie, Orthopäde, 2008